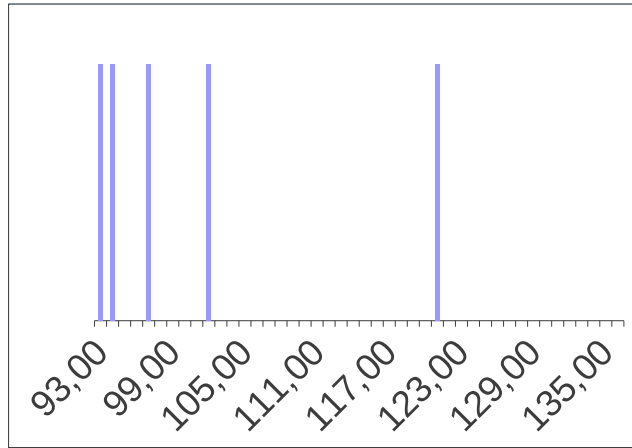


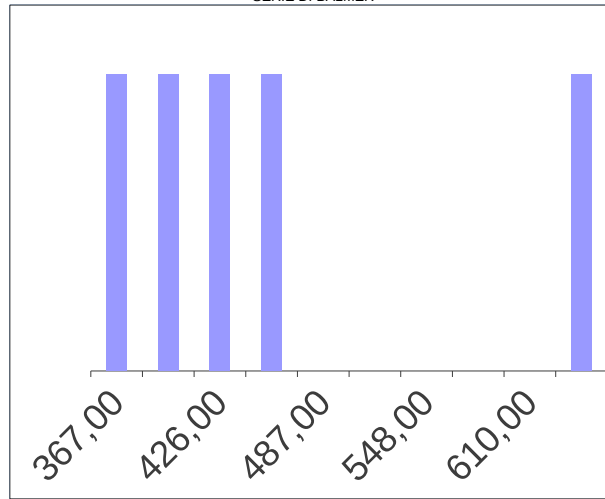
serie	n1	n2	lambda (nm)
Lyman (UV)	1	7	93,06
	1	6	93,76
	1	5	94,96
	1	4	97,23
	1	3	102,55
Balmer (visibile)	1	2	121,54
	2	7	397,04
	2	6	410,21
	2	5	434,08
	2	4	486,17
Paschen (IR)	2	3	656,34
	3	7	1005,01
	3	6	1093,89
	3	5	1281,91
Brackett (IR)	3	4	1875,24
	4	7	2165,69
Pfund (IR)	4	6	2625,34
	4	5	4051,45
	5	7	4652,84
	5	6	7458,36

prof. Luigi Cenerelli - a.s. 2016-17

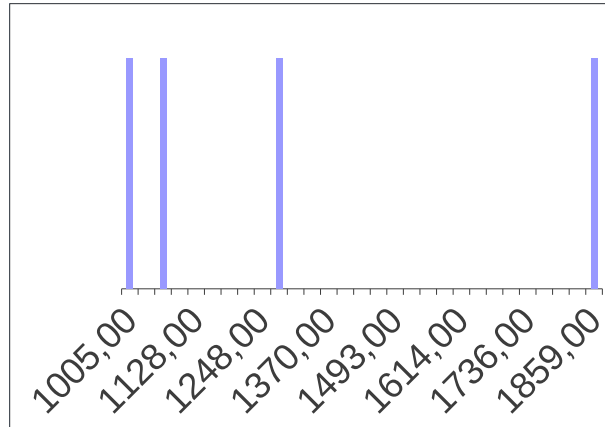
SERIE DI LYMAN



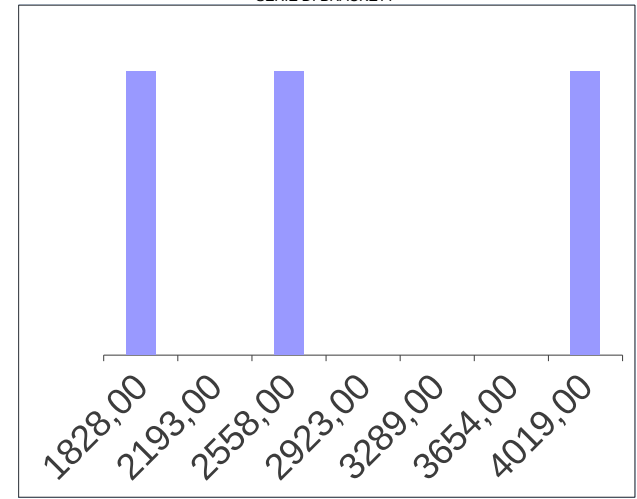
SERIE DI BALMER



SERIE DI PASCHEN



SERIE DI BRACKETT



SERIE DI PFUND

